

**Model 5** **UVP**



**3-Wege 10" Lautsprecher**

**Preis je Paar** **3.290,00 €**

Ausführung "English Walnut" mit Abdeckung "Stonewash Linen"  
 Ausführung "African Mahogany" mit Abdeckung "Old World Linen"  
 Ausführung "Nordic Noir Black" mit Abdeckung "Medici Grey Linen"  
 Füße "Riser Base" in mattschwarz sind im Preis enthalten

**Model 3** **UVP**



**2-Wege 8" Lautsprecher**

**Preis je Paar** **2.390,00 €**

Ausführung "English Walnut" mit Abdeckung "Stonewash Linen"  
 Ausführung "African Mahogany" mit Abdeckung "Old World Linen"  
 Ausführung "Nordic Noir Black" mit Abdeckung "Medici Grey Linen"  
 Füße "Riser Base" in mattschwarz sind im Preis enthalten

**Kendall** **UVP**



**3-Wege Standlautsprecher**

**Preis je Paar** **1.995,00 €**

Ausführungen "Black Oak" und "American Walnut"  
 Spikes im Preis enthalten.

**Zubehör** **UVP**



**Riser Base 5**

**Preis je Paar** **550,00 €**

**Universell einsetzbar. Auch für Fremdprodukte.**  
 Breite 335mm / Tiefe 300mm / Höhe (vorne) 210mm  
 Auflagefläche (B) 335mm (T) 280mm

**Riser Base 3**

**Preis je Paar** **550,00 €**

**Universell einsetzbar. Auch für Fremdprodukte.**  
 Breite 300mm / Tiefe 280mm / Höhe (vorne) 240mm  
 Auflagefläche (B) 295mm (T) 250mm




# MODEL FIVE

## 3-way, 10" Acoustic Suspension Loudspeaker

The legendary KLH Model Five was first introduced in 1968 and served as the heart and soul of KLH's success throughout the late 1960's and 1970's. At its core was the acoustic suspension design that dominated the loudspeaker industry for decades and made the Model Five one of the best-selling loudspeakers of its era. In 2021, KLH re-introduced the Model Five; building on the original acoustic suspension design and using the most advanced loudspeaker technology available today.

### Finish




Genuine English Walnut Veneer and Stonewash Linen Grille Cloth

### Optional Accessories



Old World Linen Grille available by special order



Basalt Black Knit Grille available by special order



Shown in English Walnut

## Specifications

(all specifications for a single speaker)

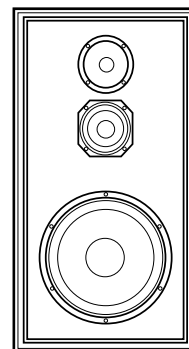
|                                    |   |
|------------------------------------|---|
| Frequency Response:                | 42Hz – 20,000Hz +/- 3dB   |
| Low Frequency Extension:           | -10dB @ 32Hz  |
| In-Room Sensitivity:               | 90.5dB @ 2.83V / 1M   |
| Free-field Sensitivity:            | 87.5dB @ 2.83V / 1M   |
| Power Handling:                    | 200 Watts / 800 Watts Peak  |
| Recommended Amplification:         | 20 Watts to 200 Watts   |
| In-Room Maximum SPL:               | 112.3dB   |
| Maximum Output @45Hz: <sup>1</sup> | 106dB   |
| Impedance:                         | 6 Ohms (3.5 ohm minimum @140 Hz)  |
| Horizontal Dispersion:             | 140° Degrees  |
| Features:                          | Three-Position Acoustic Balance Control   |
| Crossover Frequency:               | MF: 380Hz (2nd Order Electro-Acoustic)<br>HF: 2,850Hz (2nd Order Electro-Acoustic)        |
| High Frequency Driver:             | 1" Aluminum Dome with Soft Rubber Suspension  |
| Mid Frequency Driver:              | 4" Pulp-Paper Cone with Reverse Roll Rubber Suspension                                    |
| Low Frequency Driver:              | 10" Pulp-Paper Cone with Reverse Roll Rubber Suspension, 2" Diameter Flat-Wire Voice Coil |
| Enclosure Material:                | Structurally Reinforced ¾" Medium Density Fiberboard                                      |
| Inputs:                            | Five-Way Gold-Plated Binding Posts  |
| Height:                            | 34.25" (87.0cm) w/ Included Riser Base<br>26.0" (66cm) w/o Riser Base                     |
| Width:                             | 13.75" (35.0cm)   |
| Depth:                             | 13.0" (33.0cm) w/ Included Riser Base<br>11.5" (29.2cm) w/o Riser Base                    |
| Weight:                            | 44lbs. (20.0kg) w/o Riser Base<br>52lbs. (23.6kg) w/ Included Riser Base                  |
| Included Accessories:              | 5° Slant Riser Base   |

<sup>1</sup>: ½ Space-Voice Coil Limited Excursion

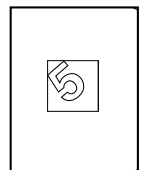
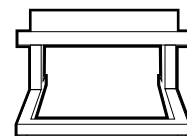
## Features

- Iconic Mid-Century Modern Styling
- Acoustic Suspension Design – The most accurate and linear enclosure design available today
- Three-Position Acoustic Balance Control to tailor the loudspeaker's output for the most difficult acoustic environments
- Dedicated midrange driver to reproduce the critical mid-frequency band
- Non-Resonant Die-Cast Aluminum Midrange & Woofer Frames
- Machined Aluminum 1" tweeter faceplate
- KLH cabinetry featuring a structurally reinforced ¾" MDF Enclosure
- Thirteen Component network using high quality iron-core inductors & Mylar capacitors
- Each speaker includes its own 5° slant riser base made of powder coated 14-gauge steel
- Low-Profile Magnet Attached Grille
- 10-Year Warranty

## What's in the Carton



- Model Five Loudspeaker
- Matte Black Slant Riser Base
- Owner's Manual





# MODEL THREE

## 2-way, 8" Acoustic Suspension Loudspeaker


KLH introduces the Model Three as an innovative, compact system that rivals the largest of loudspeakers. The mid-century modern Model Three reflects the iconic styling and musical integrity unique to the KLH brand while providing a solution for music enthusiasts with smaller listening spaces. Built on the acoustic suspension design principle and advanced technology, the Model Three has very similar characteristics and performance to the KLH Model Five. Don't let the size fool you. Music will pour out of the Model Three's drivers to command every room, big or small.

### Finish



Genuine West African Mahogany Veneer and Old World Linen Grille Cloth

### Optional Accessories



Stone Wash Liner and Basalt Black Knit Grille Cloth available through special order



Shown in West African Mahogany

## Specifications (all specifications for a single speaker)

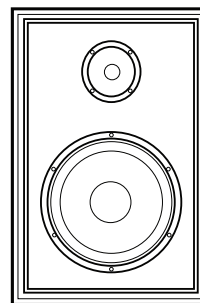
|                                    |  |
|------------------------------------|--|
| Frequency Response:                | 46Hz – 20,000Hz +/- 3dB  |
| Low Frequency Extension:           | -10dB @ 35Hz   |
| In-Room Sensitivity:               | 88dB @2.83V / 1M   |
| Free-field Sensitivity:            | 85dB @ 2.83V / 1M  |
| Power Handling:                    | 150 Watts / 600 Watts Peak   |
| Recommended Amplification:         | 30 Watts to 150 Watts  |
| In-Room Maximum SPL:               | 108dB  |
| Maximum Output @45Hz: <sup>1</sup> | 101dB  |
| Impedance:                         | 6 Ohms (3.7 ohm minimum @320 Hz)   |
| Horizontal Dispersion:             | 140° Degrees   |
| Features:                          | Three-Position Acoustic Balance Control  |
| Crossover Frequency:               | 1,600Hz  |
| High Frequency Driver:             | 1" Aluminum Dome with Soft Rubber Suspension   |
| Low Frequency Driver:              | 8" Pulp-Paper Cone with Reverse Roll Rubber Suspension, 1.5" Diameter Flat-Wire Voice Coil |
| Enclosure Material:                | Structurally Reinforced ¾" Medium Density Fiberboard                                       |
| Inputs:                            | Five-Way Gold-Plated Binding Posts   |
| Height:                            | 28.25" (71.8cm) w/ Included Riser Base<br>19.0" (48.2cm) w/o Riser Base                    |
| Width:                             | 12.25" (31.1cm)  |
| Depth:                             | 11.5" (29.2cm) w/ Included Riser Base<br>10.5" (26.7cm) w/o Riser Base                     |
| Weight:                            | 29lbs. (13.2kg) w/o Riser Base<br>36lbs. (16.4kg) w/ Included Riser Base                   |
| Included Accessories:              | 8° Slant Riser Base  |

<sup>1</sup>: ½ Space-Voice Coil Limited Excursion


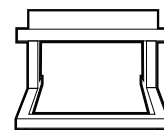
## Features

- Iconic Mid-Century Modern Styling
- Acoustic Suspension Design – The most accurate and linear enclosure design available today
- Three-Position Acoustic Balance Control to tailor the loudspeaker's output for the most difficult acoustic environments
- Non-Resonant Die-Cast Aluminum Woofer Frame
- Machined Aluminum 1" tweeter faceplate
- KLH cabinetry featuring a structurally reinforced ¾" MDF Enclosure
- Thirteen Component network using high quality iron-core inductors & Mylar capacitors
- Each speaker includes its own 8° slant riser base made of powder coated 14-gauge steel
- Low-Profile Magnet Attached Grille
- 10-Year Warranty

## What's in the Carton



- Model Three Loudspeaker and grille
- Matte Black Slant Riser Base
- Owner's Manual



# KENDALL

## 3-Way Floorstanding Speaker



This stunningly beautiful floorstanding loudspeaker, aptly named after Kendall Square in Cambridge, Massachusetts, the birthplace of KLH, is our flagship electrodynamic 3-way bass-reflex loudspeaker. It features woven Kevlar drivers with powder-coated die-cast aluminum baskets, braided tinsel leads, custom designed crossovers, an anodized aluminum tweeter with linear response faceplate, and much more, and all in real wood veneers. The Kendall loudspeaker effortlessly reproduces the artist's original soundtrack recording with such astonishing natural detail and deep visceral bass, that you will swear you're sitting at a live concert venue.

### SPECIFICATIONS

#### Kendall Floorstanding Loudspeaker

|                    |   |
|--------------------|---|
| Frequency response | 25Hz-23kHz. +/-3dB  |
| Sensitivity        | 96dB.   |
| Power handling     | 250 watts.  |
| Components         | 2 x 6.5" Woven Kevlar bass drivers, 1 x 5.25" Woven Kevlar mid/bass driver, 1 high performance 1" Anodized Aluminum tweeter |
| Inputs             | Dual 5-Way Binding Posts  |
| Enclosure Type     | Bass Reflex   |
| Finishes           | Walnut Wood Veneer or Black Oak Wood Veneer   |
| Impedance          | 8Ω.   |
| Crossover points   | 800Hz and 2.5kHz.   |
| Dimensions:        | 40" x 7.75" x 14.75" (H x W x D).   |
| Weight:            | 48.7 lbs.   |

